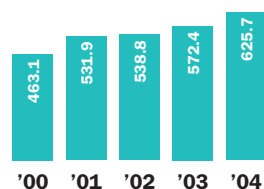


Financial Highlights

Years Ended March 31/March 31

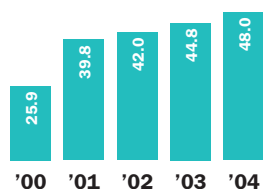
Net Sales

(¥ billion)



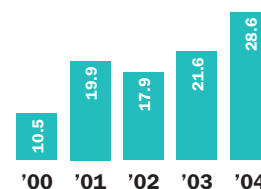
Operating Income

(¥ billion)



Net Income

(¥ billion)



	Millions of yen		
	2004	2003	2002
Net sales	¥625,718	¥572,413	¥538,790
Operating income	47,988	44,789	41,968
Net income	28,611	21,591	17,937
Total assets	536,379	475,760	460,549
Total shareholders' equity	235,771	205,101	191,196
Yen			
Per share of common stock:			
Net income*	¥108.18	¥81.48	¥67.58
Cash dividends applicable to the year	14.00	12.00	12.00

* Calculated on the basis of the weighted average number of common shares outstanding during each year